




... custom dining tables



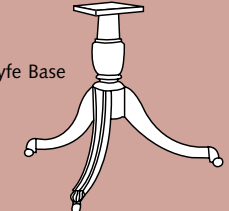
520-400 CUSTOM SOLID CHERRYWOOD TOP DINING TABLE
 78 Diameter shown 30H
 Round Top / Sheraton Polygon Base / Ogee Edge / No leaves available / Two section top
 Charleston Finish shown.
 (Available from 73-96" Diameter with Sheraton Polygon base only — see page 6.)

503-310 CUSTOM VENEER TOP DINING TABLE

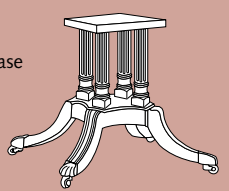
54 Diameter 30H
 Round Top / Sheraton Base / Reeded Edge / No leaves available
 Renaissance Finish shown.
 also shown: 4488-000 Arm Chair and 4489-000 Side Chairs — see Upholstery Collection.




Queen Anne Base



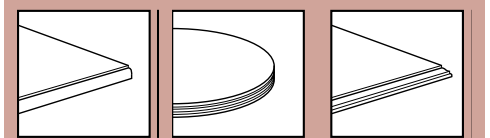
Duncan Phyfe Base



Sheraton Base



Sheraton Polygon Base



Ogee Edge Reeded Edge Traditional Edge

CUSTOM DINING TABLES — Available Options:*

| SHAPES | BASE STYLES | TOP SURFACES | EDGE STYLE |
|--|--|--|---|
| <ul style="list-style-type: none"> • Round • Rectangular | <ul style="list-style-type: none"> • Queen Anne • Duncan Phyfe • Sheraton • Sheraton Polygon | <ul style="list-style-type: none"> • Solid Cherrywood • Veneer | <ul style="list-style-type: none"> • Ogee • Reeded • Traditional |

*Some restrictions apply. Please refer to pages 42-43 for complete information and ordering instructions.

HARDEN

502-100 CUSTOM
SOLID CHERRYWOOD TOP
DINING TABLE

48 Diameter 30H
Round Top
Queen Anne Base
Ogee Edge
No leaves available
Charleston Finish shown.



508-300 CUSTOM
SOLID CHERRYWOOD TOP
DINING TABLE

60 Diameter 30H
Round Top
Sheraton Base
Reeded Edge
No leaves available
Charleston Finish shown.



589-203 CUSTOM SOLID CHERRYWOOD TOP DINING TABLE

88W 48D 30H
Rounded Rectangular Top / Duncan Phyfe Base / Traditional Edge / Three - 21" leaves
Shown with one leaf in Vintage Finish.

589-312 CUSTOM
VENEER TOP DINING
TABLE

88W 48D 30H
Rounded Rectangular Top
Sheraton Base
Traditional Edge
Two - 21" leaves
Shown with no leaves in
Charleston Finish.



Please refer to pages
6-7 for ordering
information.

HARDEN

how to order

custom dining tables

1. Select SHAPE & SIZE

SHAPE & SIZE is indicated by the first three digits of the style number.

• Example — **581-xxx**
represents a
68" x 44" rectangular top

2. Select BASE STYLE

BASE STYLE is indicated by the first digit following the dash.

• Example — **581-1xx**
represents a
68" x 44" rectangular top
with a
Queen Anne base

3. Select TOP SURFACE

TOP SURFACE is indicated by the second digit after the dash.

(Note: Custom Dining Tables 520 & 521 are only available with Solid Cherrywood Tops.)

• Example — **581-11x**
represents a
68" x 44" rectangular top
with a
Queen Anne base
and
veneer top option



-1xx Queen Anne Base



-2xx Duncan Phyfe Base



-3xx Sheraton Base

ONLY AVAILABLE WITH 520- TOPS



-4xx Sheraton Polygon Base



-x0x — Solid Cherrywood Top



-x1x — Veneer Top

502-48" Round
(no leaves available)

520-Special Size / ROUND

- Tables from **61-72"** must use the **-100 Queen Anne Base** or **-300 Sheraton Base** for stability.
- Tables from **73-96"** must use **ONLY the -400 Sheraton Polygon Base** with two section top for stability.

503-54" Round
(no leaves available)

508-60" Round
(no leaves available)

581-68" x 44" Rectangular

587-76" x 48" Rectangular

589-88" x 48" Rectangular

521-Special Size / RECTANGULAR

In order to have the correct base, the width and length must increase and decrease in the following proportions:

- If length = 68-96", then width = 36-48"
- If length = 97-144", then width = 44-60"

Rectangular Tables have rounded corners and must be ordered with 21" leaves — see "4. Select Number of Leaves"

4. Select NUMBER OF LEAVES

NUMBER OF LEAVES is indicated by the last digit following the dash.

• Example — **581-112**
represents a
68" x 44" rectangular top with a
Queen Anne base, veneer top option and **two leaves**



-xx0 — No Leaves*
Leaves are not available with Round Tables



-xx2 — Two Leaves
Two 21" Leaves — Adds 42" to Size of Top.
Rectangular Tables only.



-xx3 — Three Leaves
Three 21" Leaves — Adds 63" to Size of Top
— Rectangular Tables only

GUIDELINES FOR SEATING REQUIREMENTS

- Rectangular tops are based on 23-25" comfort space per person.
- Sizes listed are without leaves. Add 21" per leaf (accommodates 2 additional seats per leaf).
- Sizes are suggested for general reference; other sizes available and are priced per square foot. Refer to current Price List for additional information.

5. Select EDGE STYLE

EDGE STYLE must be specified separately — this option is not indicated by product number.

• Example — **581-112**
Reeded Edge
represents a
68" x 44" rectangular top
with a **Queen Anne base, veneer top option, two leaves** and **reeded edge**



6. Select FINISH

FINISH must be specified separately — this option is not indicated by product number.

The Custom Dining Table Program is available in Harden's Standard and Hand-Painted Finishes. Refer to the Harden Finish Brochure for complete finish information.

• Example — **581-112**
Reeded Edge
Natural Finish
represents a
68" x 44" rectangular top
with a
Queen Anne base, veneer top option, two leaves, reeded edge
in
Natural Finish

TECHNICAL SPECIFICATION CHARTS

ROUND TABLES

| Model # Top Only | Diameter | Number of Seats | Number of Top Sections | Base Styles That can be used |
|---------------------|----------|--------------------|---------------------------|---------------------------------|
| 502- | 48" | 4 | 1 | 1, 2 or 3 |
| 503- | 54" | 5 | 1 | 1, 2 or 3 |
| 508- | 60" | 6 | 1 | 1, 2 or 3 |
| * 520- | 66" | 6 | 1 | 1 or 3 |
| * 520- | 72" | 7 | 1 | 1 or 3 |
| * 520- | 78" | 7 | 2 | 4 |
| * 520- | 84" | 8 | 2 | 4 |
| * 520- | 90" | 9 | 2 | 4 |
| * 520- | 96" | 10 | 2 | 4 |

RECTANGULAR TABLES

| Model # Top Only | Length (without leaves) | NUMBER OF SEATS | | | |
|---------------------|----------------------------|-----------------|----------|------------|--------------|
| | | No Leaves | One Leaf | Two Leaves | Three Leaves |
| 581- | 68" | 6 | 8 | 10 | 12 |
| 587- | 76" | 8 | 10 | 12 | 14 |
| 589- | 88" | 10 | 12 | 14 | 16 |
| * 521- | 96" | 10 | 12 | 14 | 16 |
| * 521- | 120" | 12 | 14 | 16 | 18 |
| * 521- | ** 144" | 14 | 16 | 18 | 20 |

*Special Size Tops

** Largest size available

HARDEN